

SRR & CVR GOVT. DEGREE COLLEGE (A), VIJAYAWADA

DEPARTMENT OF MATHEMATICS

ANALYSIS OF FEEDBACK ON CURRICULUM

ACADEMIC YEAR 2020-21

Structured Feedback by Student/Alumni, Parent, Teacher and Employer for Design and Review of the Syllabus

As the college autonomy is sanctioned from the academic year 2017-18, the College has a formal mechanism to obtain feedback from Students/Alumni/Teachers/Industrialist and Parents on the Design and Review of the Syllabus.

Feedback is obtained from students at the end of every semester in all courses. This feedback is collected, analyzed and taken into consideration partially to make the modifications in the syllabus for further designing quality of the course.

FEEDBACK REPORT

Semester - I

Paper-I: Differential Equations

The report of analysis of feedback received from different stakeholders is given below.

1. Feedback forms collected:

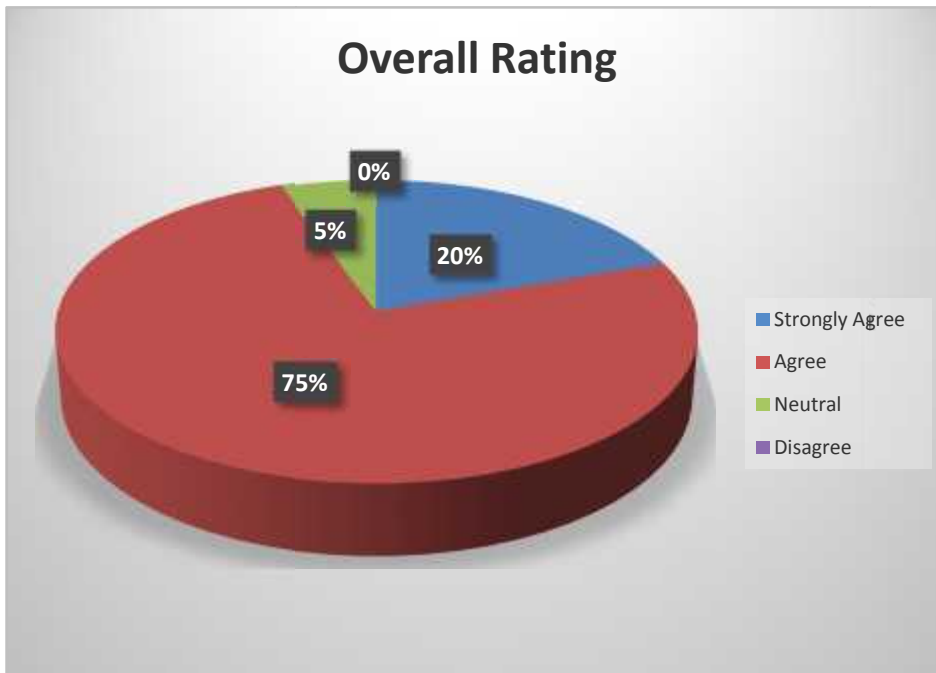
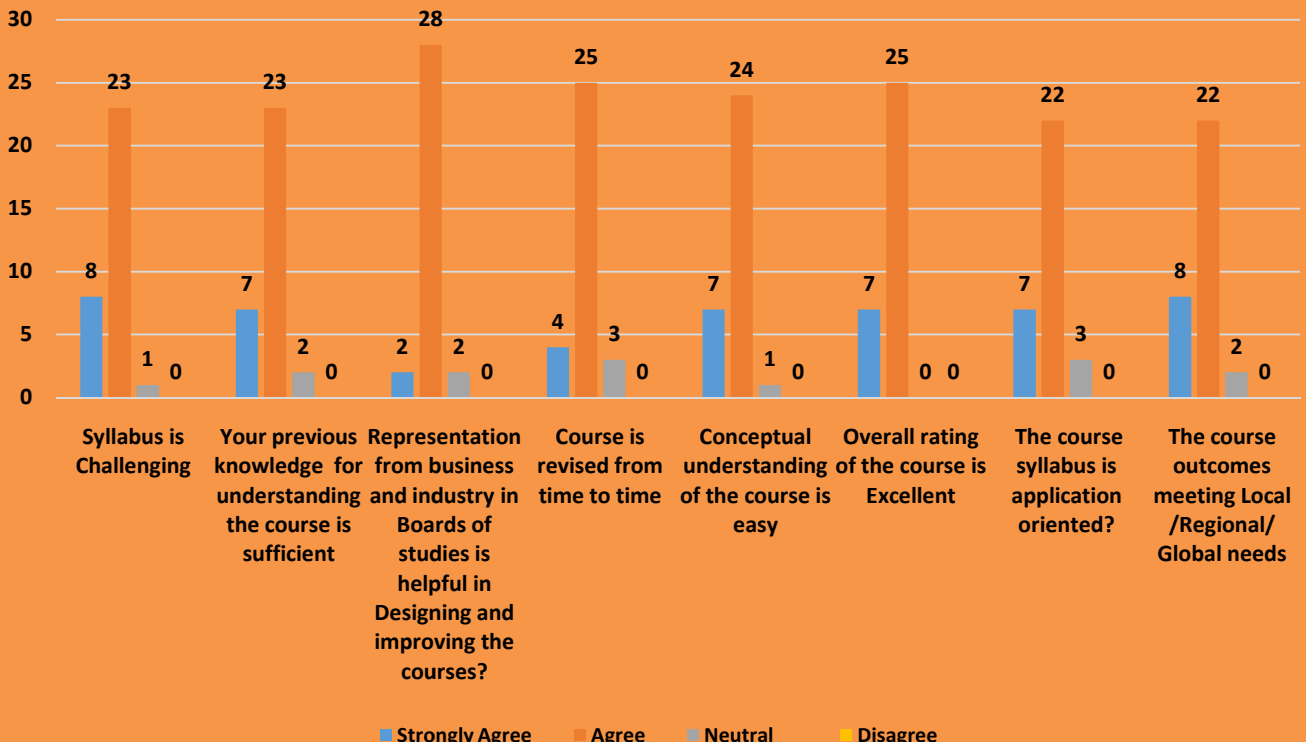
- ✓ Students : 32
- ✓ Alumni : 52
- ✓ Parent : 45
- ✓ Teachers : 9
- ✓ Employer: 48

2. Stakeholder Feedback Report for syllabus Design and Review

Student Feedback on Curriculum for Design & Review of Syllabus

S.No.	Factor	Strongly Agree		Agree		Neutral		Disagree		Total	Remarks
		No. Of Stu	%	No. Of Stu	%	No. Of Stu	%	No. Of Stu	%		
1	Syllabus is Challenging	8	25.00	23	71.88	1	3.13	0	0	32	(b)
2	Your previous knowledge for understanding the course is sufficient	7	21.88	23	71.88	2	6.25	0	0	32	(b)
3	Representation from business and industry in Boards of studies is helpful in Designing and improving the courses?	2	6.25	28	87.50	2	6.25	0	0	32	(b)
4	Course is revised from time to time	4	12.50	25	78.13	3	9.38	0	0	32	(b)
5	Conceptual understanding of the course is easy	7	21.88	24	75.00	1	3.13	0	0	32	(b)
6	Overall rating of the course is Excellent	7	21.88	25	78.13	0	0.00	0	0	32	(b)
7	The course syllabus is application oriented?	7	21.88	22	68.75	3	9.38	0	0	32	(b)
8	The course outcomes meeting Local /Regional/ Global needs	8	25.00	22	68.75	2	6.25	0	0	32	(b)
9	Any other expectations from the curriculum?	Satisfied with the Syllabi and 20% suggested revision of Syllabus									

Student Feedback



Semester – II

Paper-II: Analytical Solid Geometry

The report of analysis of feedback received from different stakeholders is given below.

1. ***Feedback forms collected:***

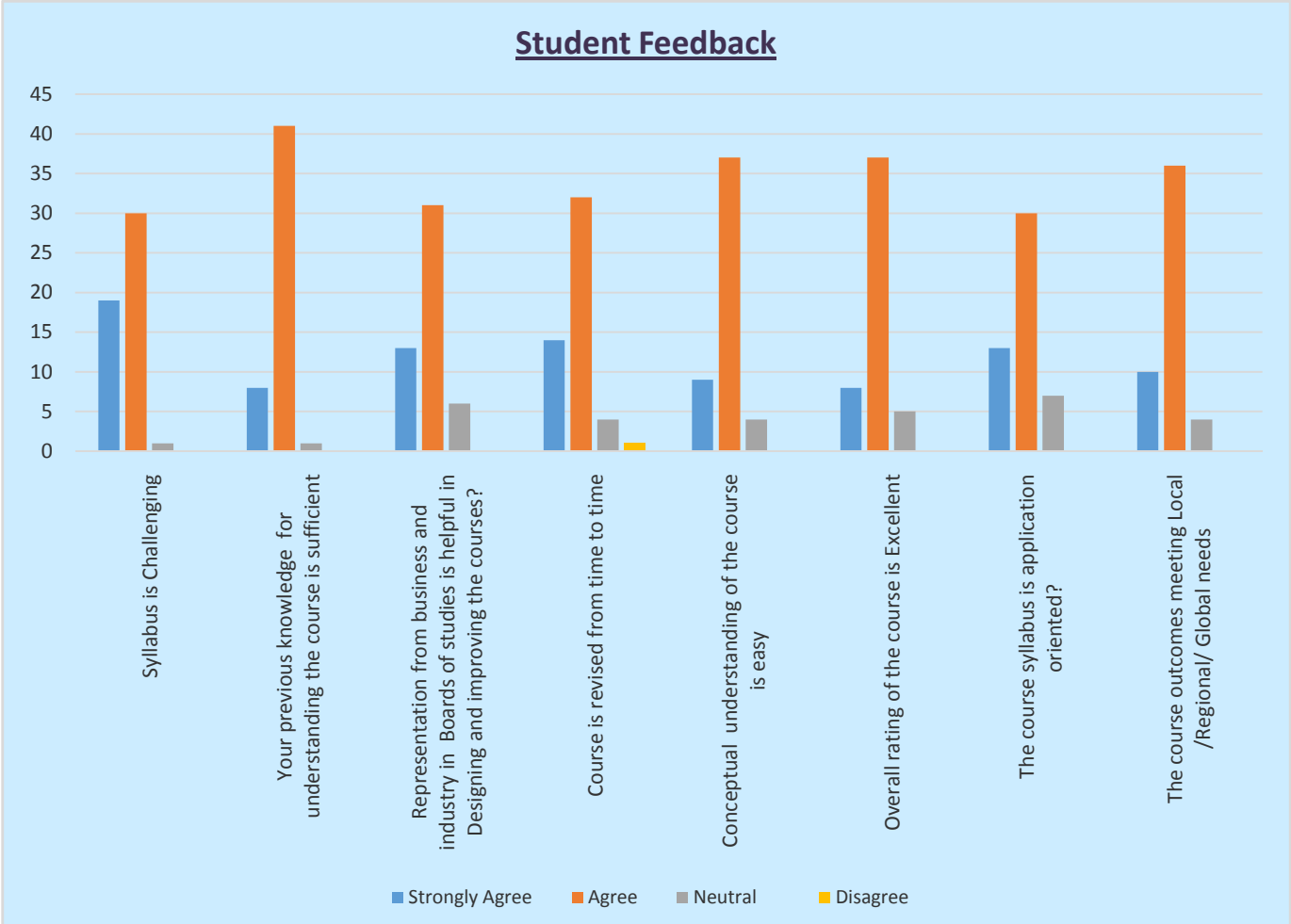
- ✓ Students : 50
- ✓ Alumni : 52
- ✓ Parent : 45
- ✓ Teachers : 9
- ✓ Employer: 48

2. ***Stakeholder Feedback Report for syllabus Design and Review***

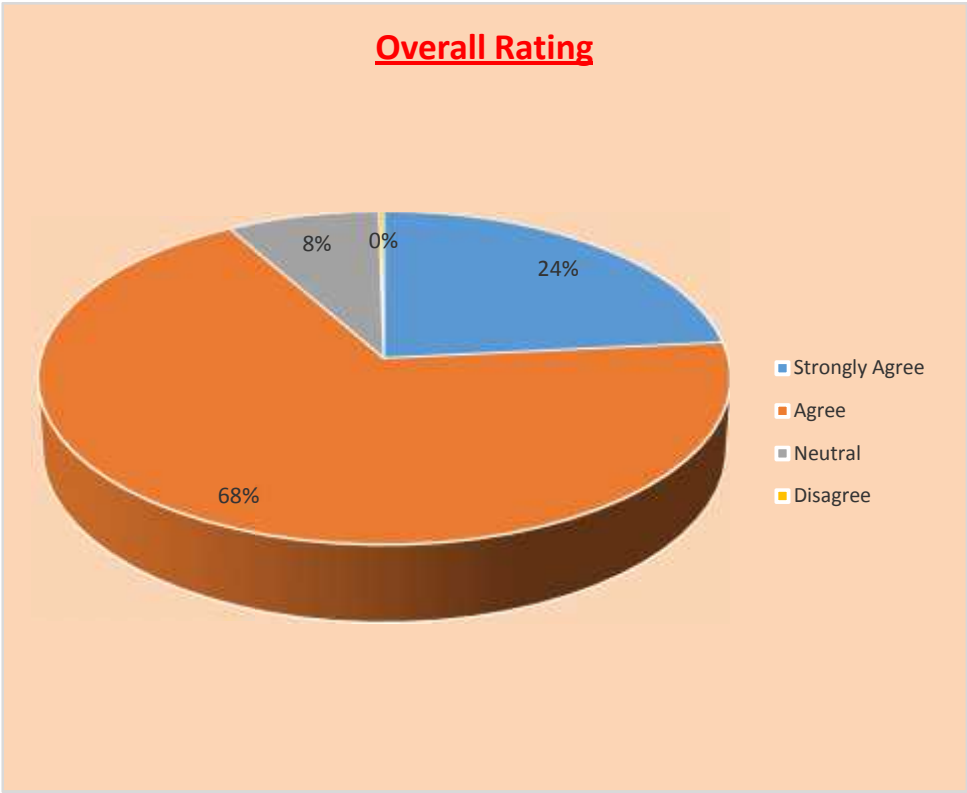
Student Feedback on Curriculum for Design & Review of Syllabus

S.No.	Factor	Strongly Agree		Agree		Neutral		Disagree		Total	Remarks
		No. Of Stu	%	No. Of Stu	%	No. Of Stu	%	No. Of Stu	%		
1	Syllabus is Challenging	19	38.00	30	60.00	1	2.00	0	0	50	(b)
2	Your previous knowledge for understanding the course is sufficient	8	16.00	41	82.00	1	2.00	0	0	50	(b)
3	Representation from business and industry in Boards of studies is helpful in Designing and improving the courses?	13	26.00	31	62.00	6	12.00	0	0	50	(b)
4	Course is revised from time to time	14	28.00	32	64.00	4	8.00	0	0	50	(b)
5	Conceptual understanding of the course is easy	9	18.00	37	74.00	4	8.00	1	2	50	(b)
6	Overall rating of the course is Excellent	8	16.00	37	74.00	5	10.00	0	0	50	(b)
7	The course syllabus is application oriented?	13	26.00	30	60.00	7	14.00	0	0	50	(b)
8	The course outcomes meeting Local /Regional/ Global needs	10	20.00	36	72.00	4	8.00	0	0	50	(b)
9	Any other expectations from the curriculum?	Satisfied with the Syllabi and 20% suggested revision of Syllabus									

Student Feedback



Overall Rating



Semester - III

Paper-III: Abstract Algebra

The report of analysis of feedback received from different stakeholders is given below.

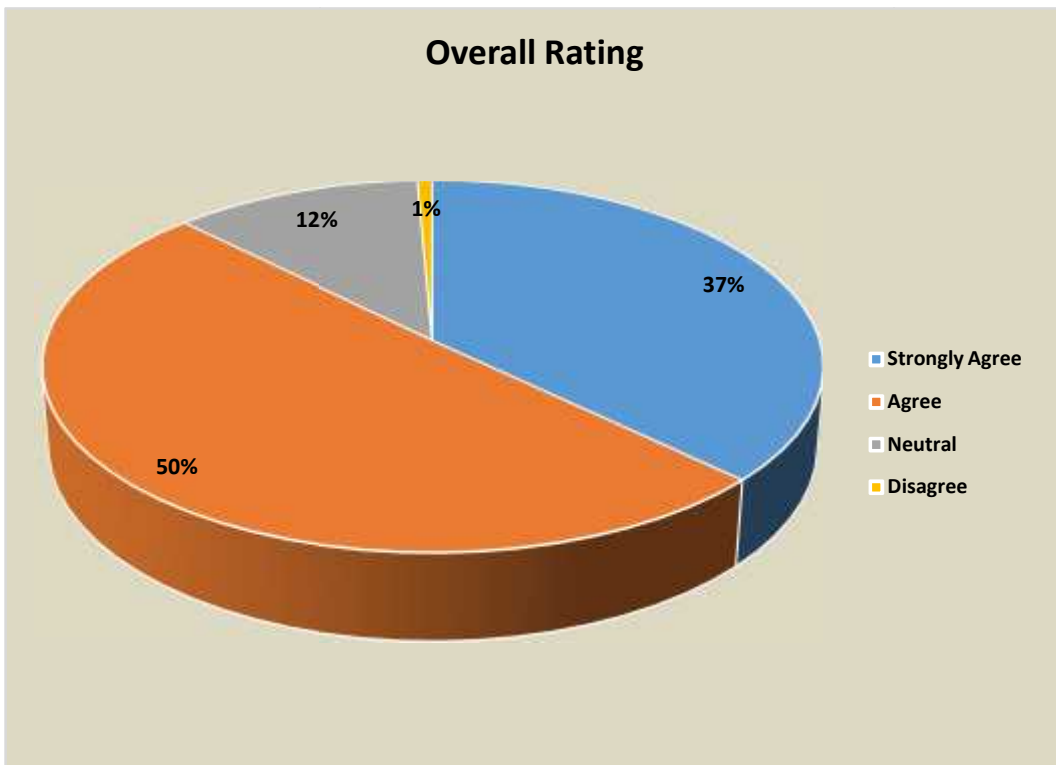
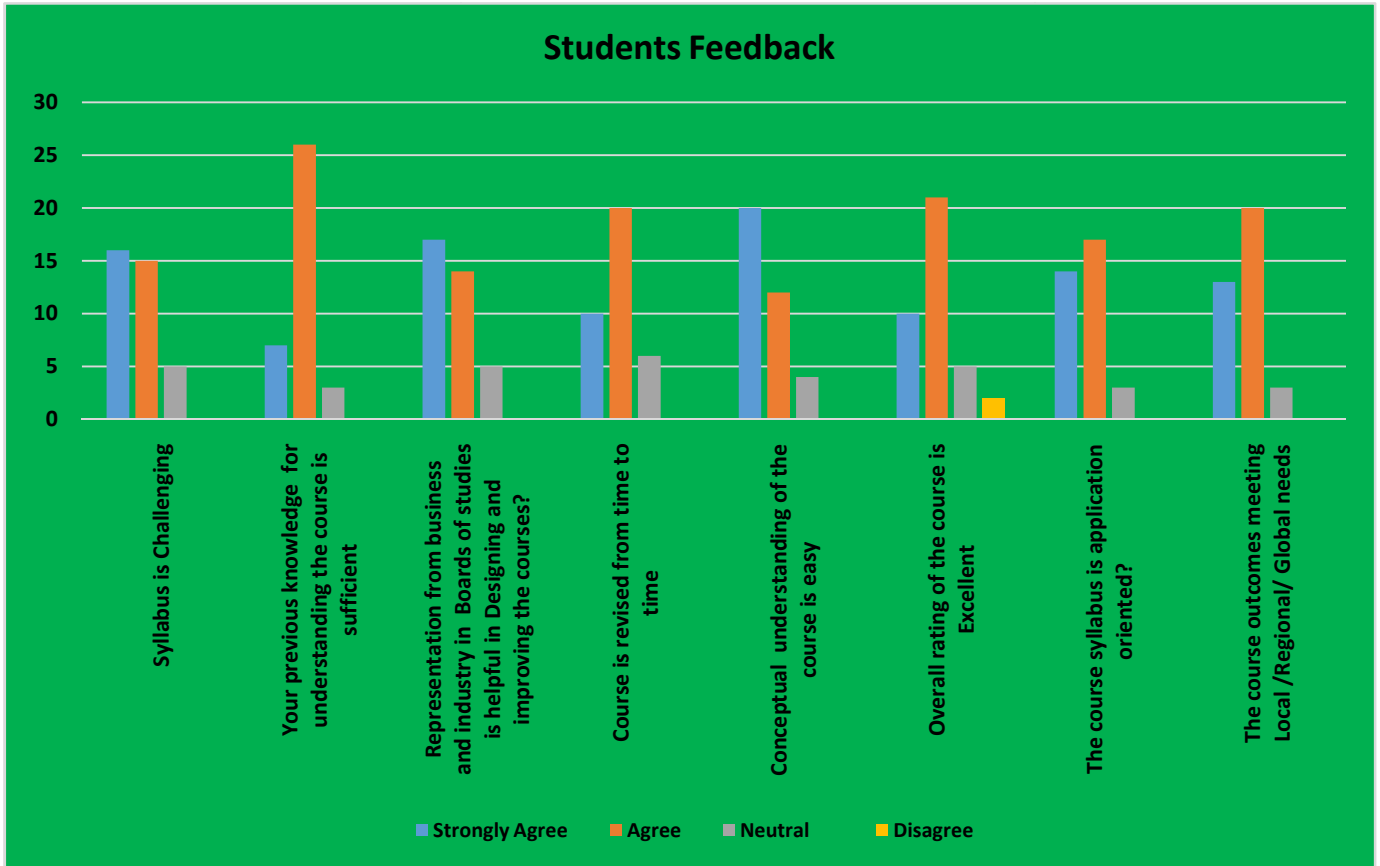
1. Feedback forms collected:

- ✓ Students : 36
- ✓ Alumni : 52
- ✓ Parent : 45
- ✓ Teachers : 9
- ✓ Employer: 48

2. Stakeholder Feedback Report for syllabus Design and Review

Student Feedback on Curriculum for Design & Review of Syllabus

S.No.	Factor	Strongly Agree		Agree		Neutral		Disagree		Total	Remarks
		No. Of Stu	%	No. Of Stu	%	No. Of Stu	%	No. Of Stu	%		
1	Syllabus is Challenging	16	44.44	15	41.67	5	13.89	0	0.0	36	(a)
2	Your previous knowledge for understanding the course is sufficient	7	19.44	26	72.22	3	8.33	0	0.0	36	(b)
3	Representation from business and industry in Boards of studies is helpful in Designing and improving the courses?	17	47.22	14	38.89	5	13.89	0	0.0	36	(a)
4	Course is revised from time to time	10	27.78	20	55.56	6	16.67	0	0.0	36	(b)
5	Conceptual understanding of the course is easy	20	55.56	12	33.33	4	11.11	0	0.0	36	(a)
6	Overall rating of the course is Excellent	10	27.78	21	58.33	5	13.89	0	0.0	36	(b)
7	The course syllabus is application oriented?	14	38.89	17	47.22	3	8.33	2	5.6	36	(b)
8	The course outcomes meeting Local /Regional/ Global needs	13	36.11	20	55.56	3	8.33	0	0.0	36	(b)
9	Any other expectations from the curriculum?	Satisfied with the Syllabi and 20% suggested revision of Syllabus									



Semester – IV

Paper-IV: Real Analysis

The report of analysis of feedback received from different stakeholders is given below.

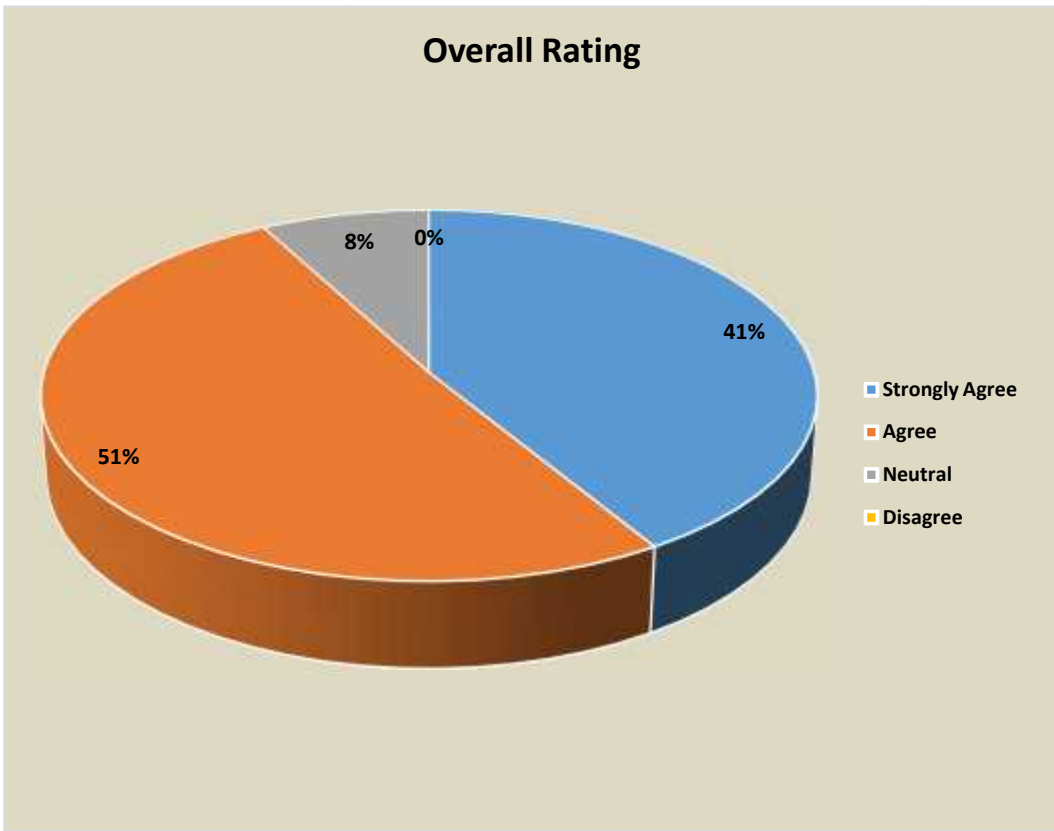
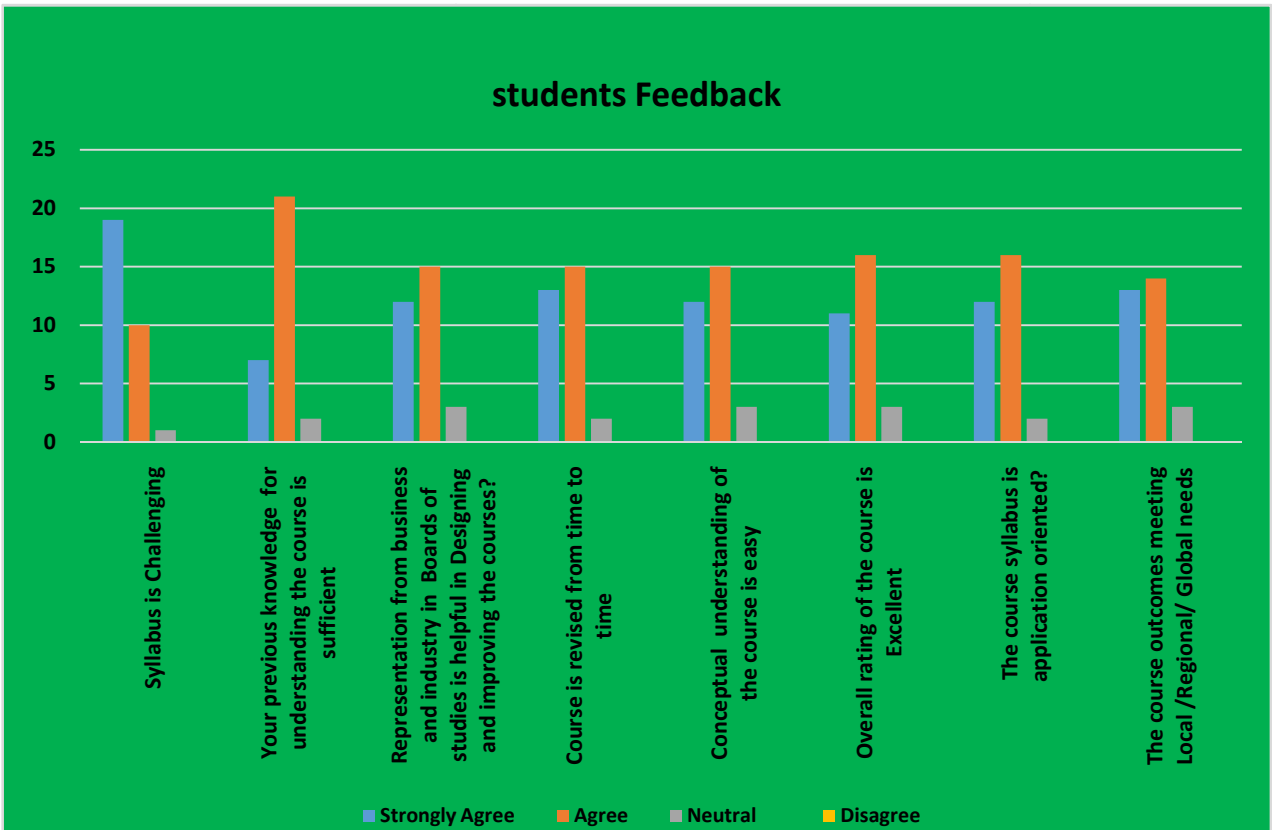
1. Feedback forms collected:

- ✓ Students : 30
- ✓ Alumni : 52
- ✓ Parent : 45
- ✓ Teachers : 9
- ✓ Employer: 48

2. Stakeholder Feedback Report for syllabus Design and Review

Student Feedback on Curriculum for Design & Review of Syllabus

S.No.	Factor	Strongly Agree		Agree		Neutral		Disagree		Total	Remarks
		No. Of Stu	%	No. Of Stu	%	No. Of Stu	%	No. Of Stu	%		
1	Syllabus is Challenging	19	63.33	10	33.33	1	3.33	0	0.0	30	(a)
2	Your previous knowledge for understanding the course is sufficient	7	23.33	21	70.00	2	6.67	0	0.0	30	(b)
3	Representation from business and industry in Boards of studies is helpful in Designing and improving the courses?	12	40.00	15	50.00	3	10.00	0	0.0	30	(b)
4	Course is revised from time to time	13	43.33	15	50.00	2	6.67	0	0.0	30	(b)
5	Conceptual understanding of the course is easy	12	40.00	15	50.00	3	10.00	0	0.0	30	(b)
6	Overall rating of the course is Excellent	11	36.67	16	53.33	3	10.00	0	0.0	30	(b)
7	The course syllabus is application oriented?	12	40.00	16	53.33	2	6.67	0	0.0	30	(b)
8	The course outcomes meeting Local /Regional/ Global needs	13	43.33	14	46.67	3	10.00	0	0.0	30	(b)
9	Any other expectations from the curriculum?	Satisfied with the Syllabi and 20% suggested revision of Syllabus									



Semester - V

Paper-V: Ring Theory & Vector Calculus

The report of analysis of feedback received from different stakeholders is given below.

1. Feedback forms collected:

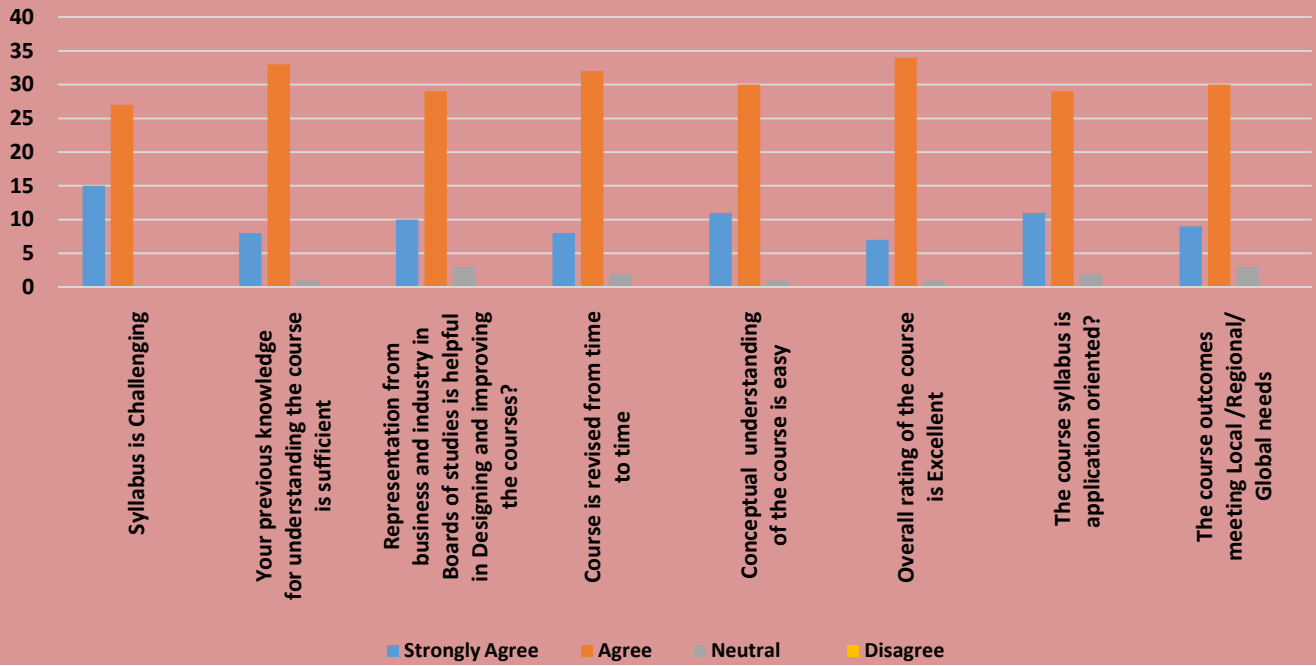
- ✓ Students : 42
- ✓ Alumni : 52
- ✓ Parent : 45
- ✓ Teachers : 9
- ✓ Employer: 48

2. Stakeholder Feedback Report for syllabus Design and Review

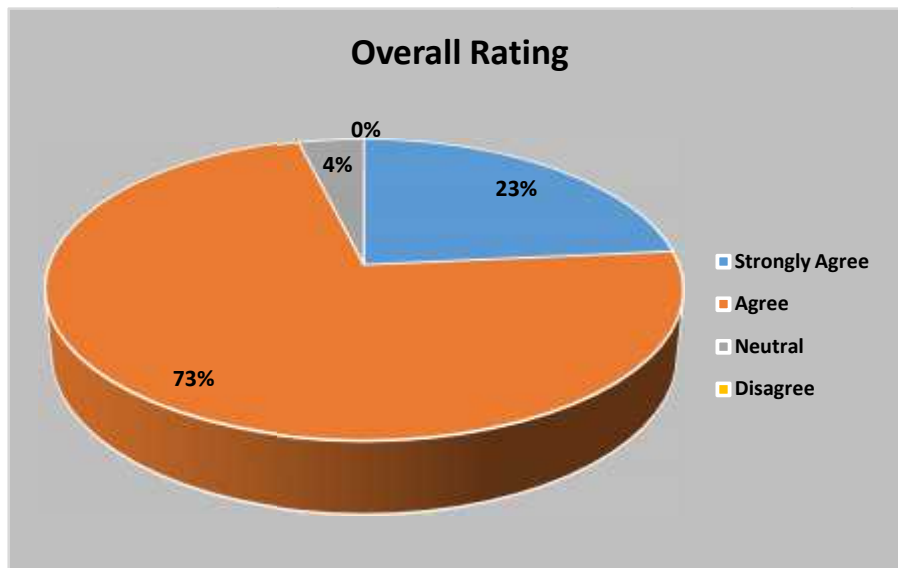
Student Feedback on Curriculum for Design & Review of Syllabus

S.No.	Factor	Strongly Agree		Agree		Neutral		Disagree		Total No. Of Stu	Rem arks
		No. Of Stu	%	No. Of Stu	%	No. Of Stu	%	No. Of Stu	%		
1	Syllabus is Challenging	15	35.71	27	64.29	0	0.00	0	0.0	42	(b)
2	Your previous knowledge for understanding the course is sufficient	8	19.05	33	78.57	1	2.38	0	0.0	42	(b)
3	Representation from business and industry in Boards of studies is helpful in Designing and improving the courses?	10	23.81	29	69.05	3	7.14	0	0.0	42	(b)
4	Course is revised from time to time	8	19.05	32	76.19	2	4.76	0	0.0	42	(b)
5	Conceptual understanding of the course is easy	11	26.19	30	71.43	1	2.38	0	0.0	42	(b)
6	Overall rating of the course is Excellent	7	16.67	34	80.95	1	2.38	0	0.0	42	(a)
7	The course syllabus is application oriented?	11	26.19	29	69.05	2	4.76	0	0.0	42	(b)
8	The course outcomes meeting Local /Regional/ Global needs	9	21.43	30	71.43	3	7.14	0	0.0	42	(b)
9	Any other expectations from the curriculum?	Satisfied with the Syllabi and 20% suggested revision of Syllabus									

Students Feedback



Overall Rating



Paper-VI: Linear Algebra

The report of analysis of feedback received from different stakeholders is given below.

1. Feedback forms collected:

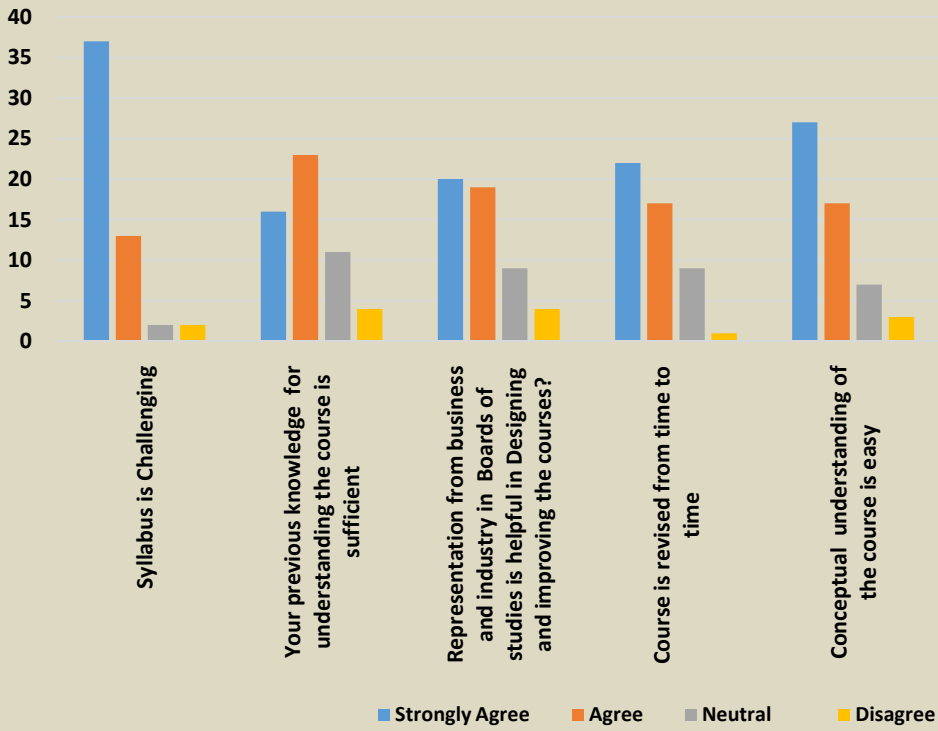
- ✓ Students : 52
- ✓ Alumni : 52
- ✓ Parent : 45
- ✓ Teachers : 9
- ✓ Employer: 48

2. Stakeholder Feedback Report for syllabus Design and Review

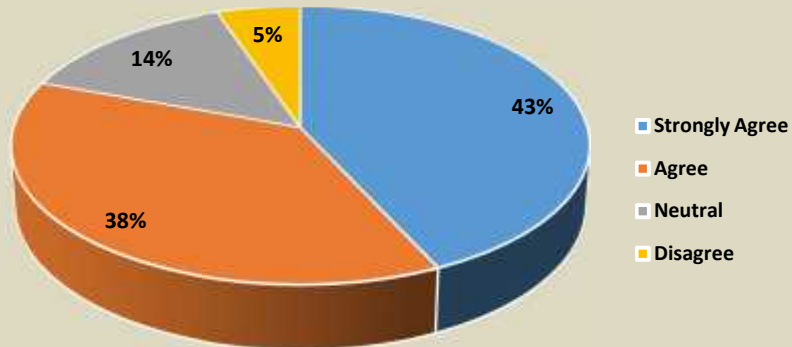
Student Feedback on Curriculum for Design & Review of Syllabus

S.No.	Factor	Strongly Agree		Agree		Neutral		Disagree		Total	Remarks
		No. Of Stu	%	No. Of Stu	%	No. Of Stu	%	No. Of Stu	%		
1	Syllabus is Challenging	37	71.15	13	25.00	2	3.85	0	0.0	52	(a)
2	Your previous knowledge for understanding the course is sufficient	16	30.77	23	44.23	11	21.15	2	3.8	52	(b)
3	Representation from business and industry in Boards of studies is helpful in Designing and improving the courses?	20	38.46	19	36.54	9	17.31	4	7.7	52	(a)
4	Course is revised from time to time	22	42.31	17	32.69	9	17.31	4	7.7	52	(a)
5	Conceptual understanding of the course is easy	27	51.92	17	32.69	7	13.46	1	1.9	52	(a)
6	Overall rating of the course is Excellent	20	38.46	23	44.23	6	11.54	3	5.8	52	(a)
7	The course syllabus is application oriented?	21	40.38	18	34.62	8	15.38	5	9.6	52	(a)
8	The course outcomes meeting Local /Regional/ Global needs	16	30.77	26	50.00	7	13.46	3	5.8	52	(a)
9	Any other expectations from the curriculum?	Satisfied with the Syllabi and 20% suggested revision of Syllabus									

Students Feedback



Overall Rating



Semester – VI

Paper–VII: Numerical Analysis

The report of analysis of feedback received from different stakeholders is given below.

1. ***Feedback forms collected:***

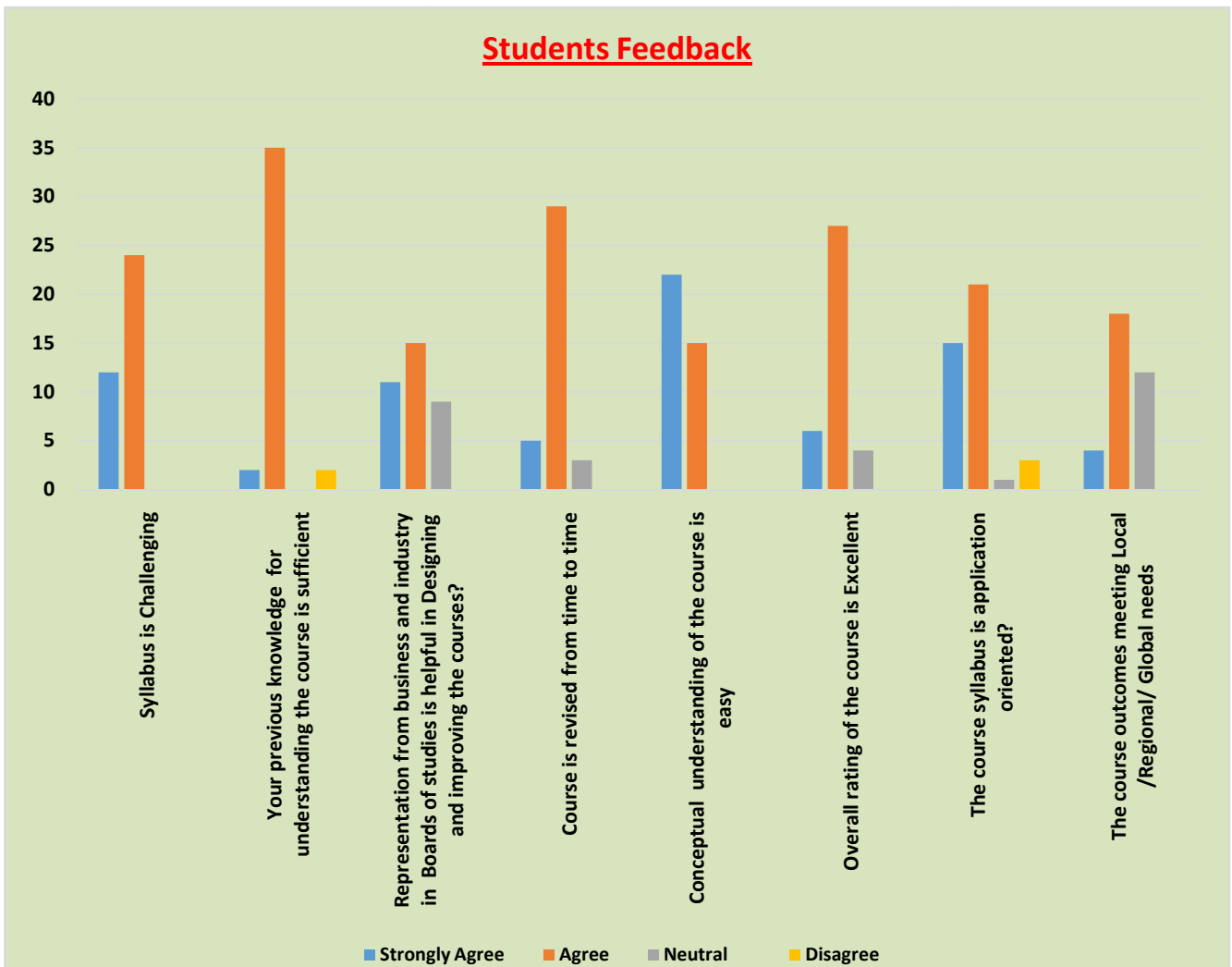
- ✓ Students : 37
- ✓ Alumni : 52
- ✓ Parent : 45
- ✓ Teachers : 9
- ✓ Employer: 48

2. ***Stakeholder Feedback Report for syllabus Design and Review***

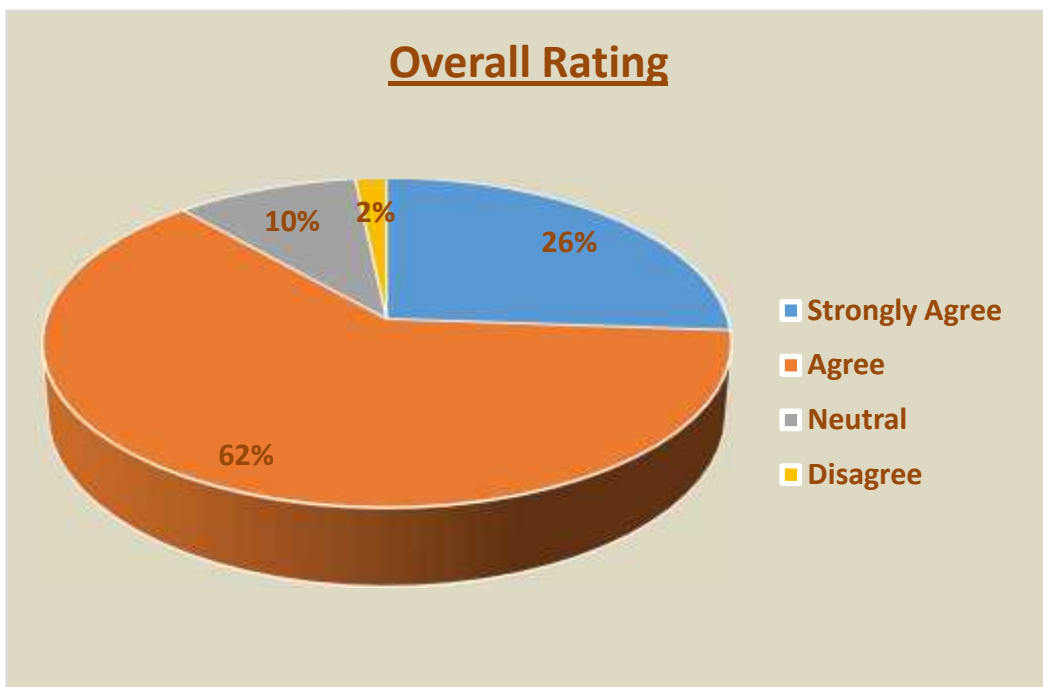
Student Feedback on Curriculum for Design & Review of Syllabus

S.No.	Factor	Strongly Agree		Agree		Neutral		Disagree		Total	Remarks
		No. Of Stu	%	No. Of Stu	%	No. Of Stu	%	No. Of Stu	%		
1	Syllabus is Challenging	12	32.43	24	64.86	0	0.00	1	0.0	37	(b)
2	Your previous knowledge for understanding the course is sufficient	2	5.41	35	94.59	0	0.00	0	0.0	37	(b)
3	Representation from business and industry in Boards of studies is helpful in Designing and improving the courses?	11	29.73	15	40.54	9	24.32	2	5.4	37	(b)
4	Course is revised from time to time	5	13.51	29	78.38	3	8.11	0	0.0	37	(a)
5	Conceptual understanding of the course is easy	22	59.46	15	40.54	0	0.00	0	0.0	37	(a)
6	Overall rating of the course is Excellent	6	16.22	27	72.97	4	10.81	0	0.0	37	(b)
7	The course syllabus is application oriented?	15	40.54	21	56.76	1	2.70	0	0.0	37	(b)
8	The course outcomes meeting Local /Regional/ Global needs	4	10.81	18	48.65	12	32.43	3	8.1	37	(b)
9	Any other expectations from the curriculum?	Satisfied with the Syllabi and 20% suggested revision of Syllabus									

Students Feedback



Overall Rating



Paper-VIII(A2): Advanced Numerical Analysis

The report of analysis of feedback received from different stakeholders is given below.

1. Feedback forms collected:

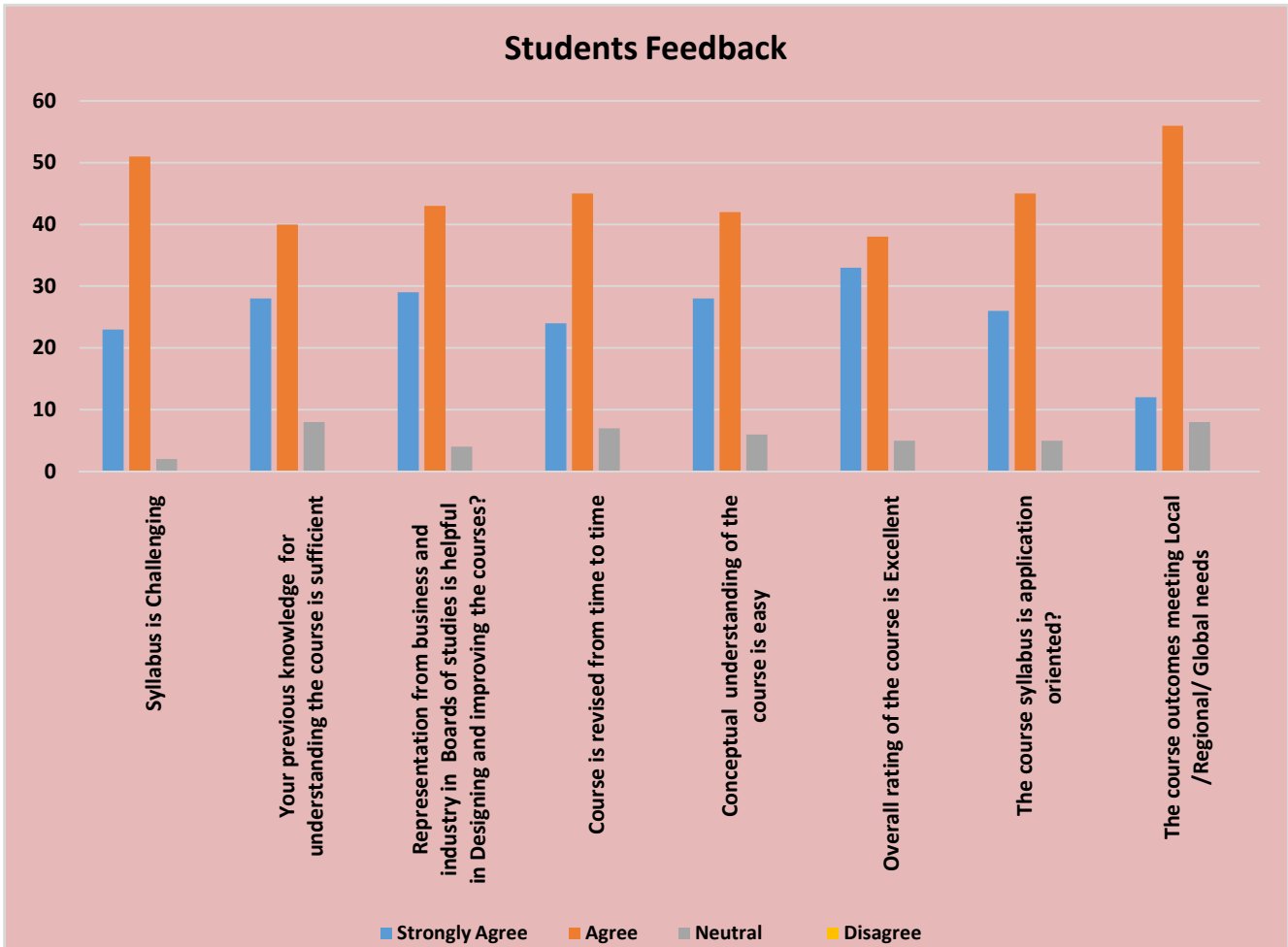
- ✓ Students : 76
- ✓ Alumni : 52
- ✓ Parent : 45
- ✓ Teachers : 9
- ✓ Employer: 48

2. Stakeholder Feedback Report for syllabus Design and Review

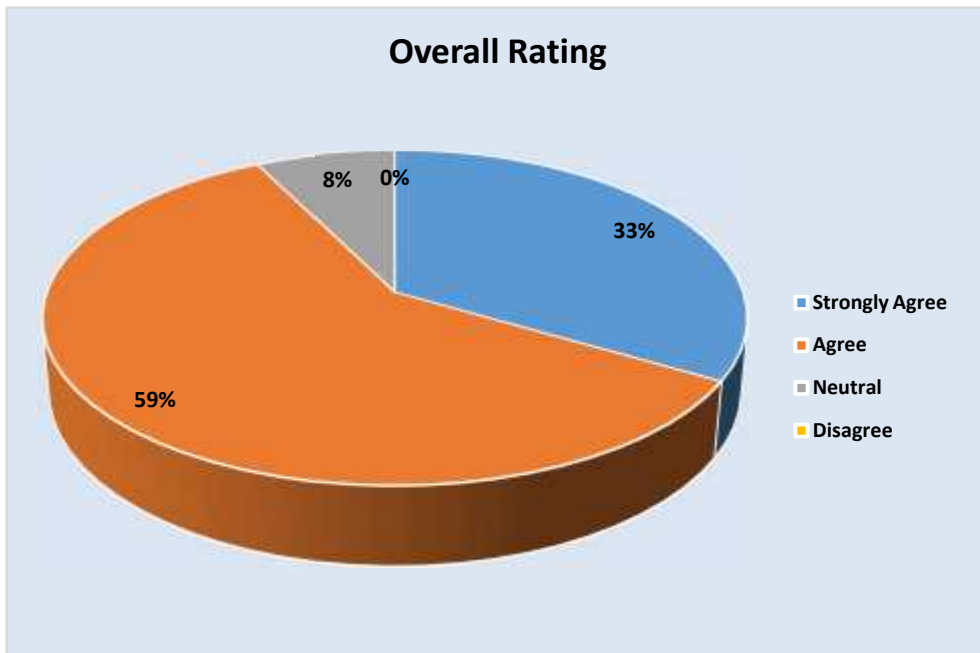
Student Feedback on Curriculum for Design & Review of Syllabus

S.No.	Factor	Strongly Agree		Agree		Neutral		Disagree		Total	Remarks
		No. Of Stu	%	No. Of Stu	%	No. Of Stu	%	No. Of Stu	%		
1	Syllabus is Challenging	23	30.26	51	67.11	2	2.63	0	0.0	76	(b)
2	Your previous knowledge for understanding the course is sufficient	28	36.84	40	52.63	8	10.53	0	0.0	76	(b)
3	Representation from business and industry in Boards of studies is helpful in Designing and improving the courses?	29	38.16	43	56.58	4	5.26	0	0.0	76	(b)
4	Course is revised from time to time	24	31.58	45	59.21	7	9.21	0	0.0	76	(b)
5	Conceptual understanding of the course is easy	28	36.84	42	55.26	6	7.89	0	0.0	76	(b)
6	Overall rating of the course is Excellent	33	43.42	38	50.00	5	6.58	0	0.0	76	(b)
7	The course syllabus is application oriented?	26	34.21	45	59.21	5	6.58	0	0.0	76	(b)
8	The course outcomes meeting Local /Regional/ Global needs	12	15.79	56	73.68	8	10.53	0	0.0	76	(b)
9	Any other expectations from the curriculum?	Satisfied with the Syllabi and 20% suggested revision of Syllabus									

Students Feedback



Overall Rating



Paper-VIII(A1): Integral Transformations

The report of analysis of feedback received from different stakeholders is given below.

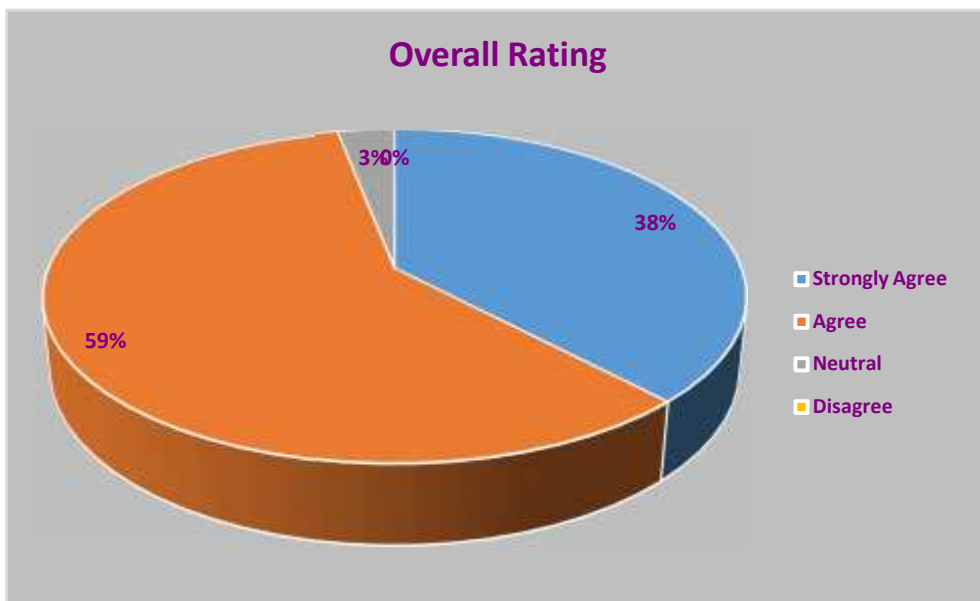
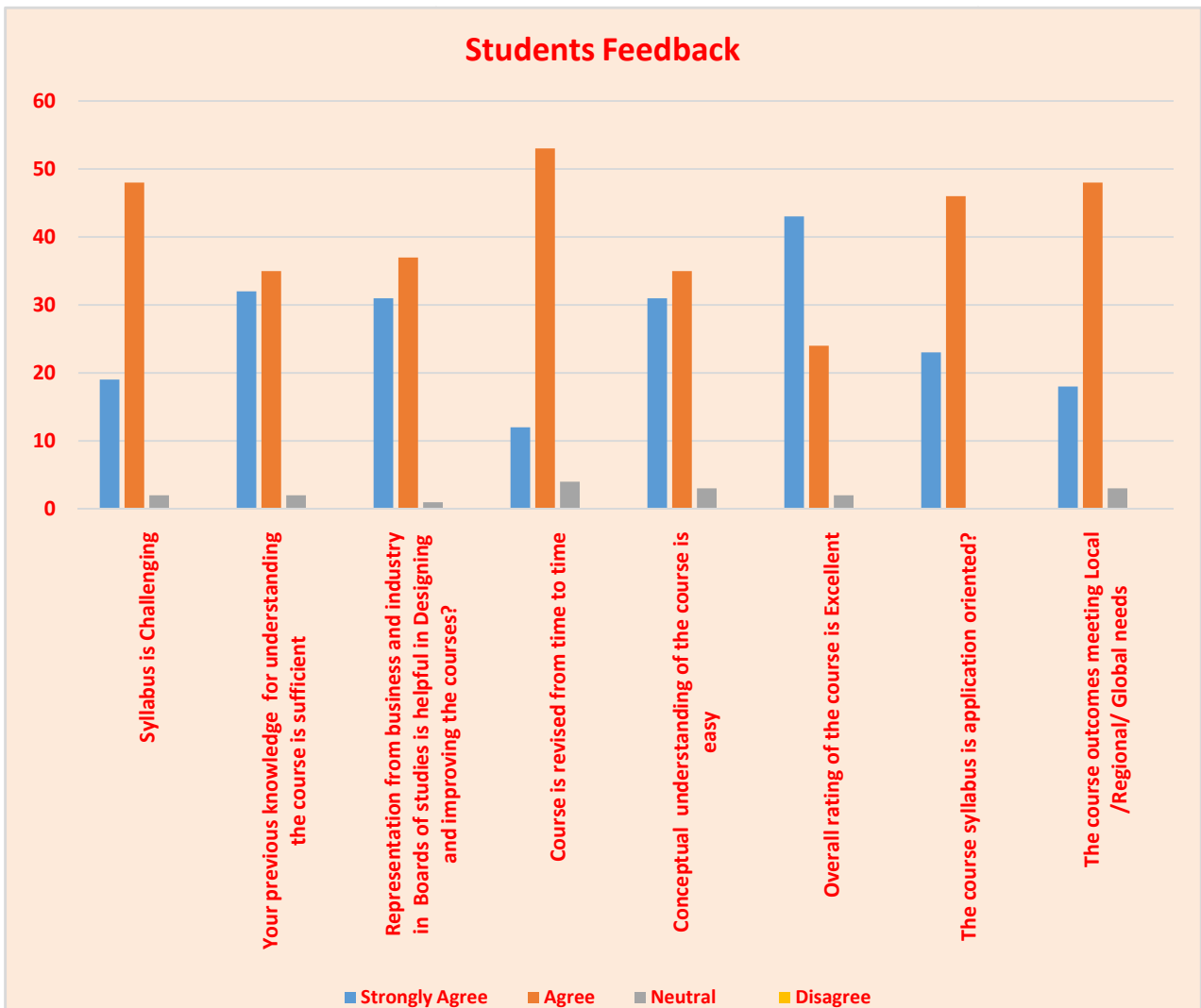
1. Feedback forms collected:

- ✓ Students : 76
- ✓ Alumni : 52
- ✓ Parent : 45
- ✓ Teachers : 9
- ✓ Employer: 48

2. Stakeholder Feedback Report for syllabus Design and Review

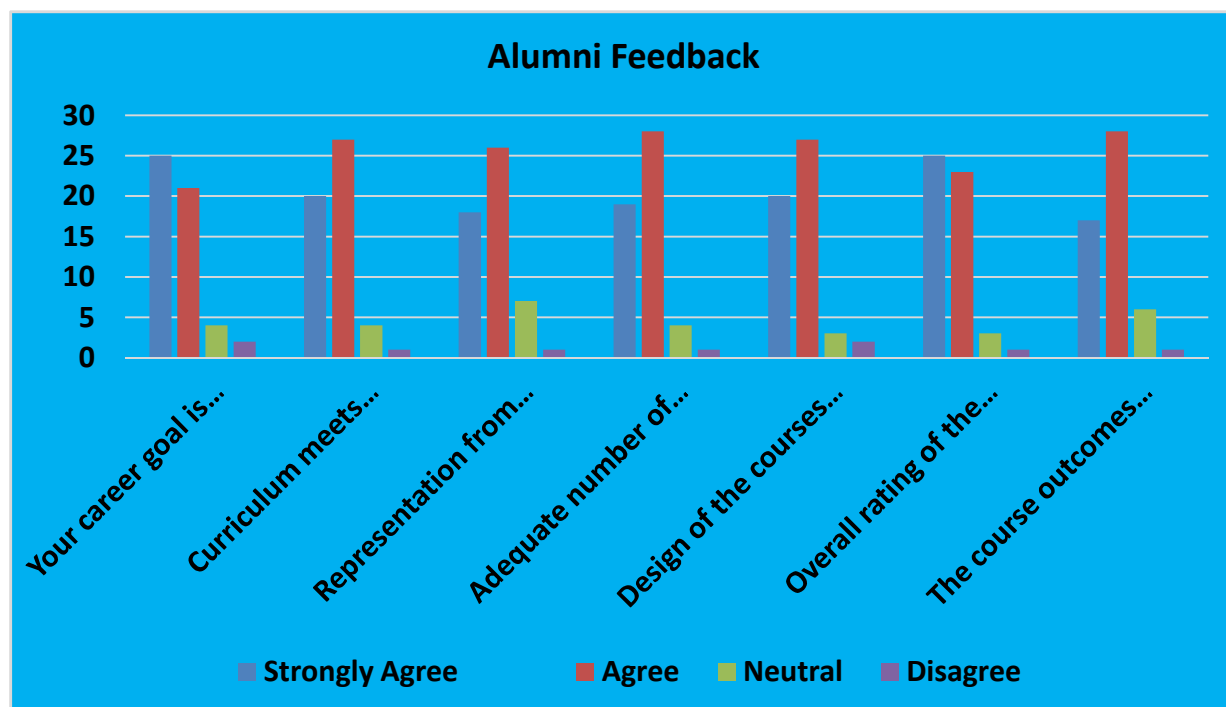
Student Feedback on Curriculum for Design & Review of Syllabus

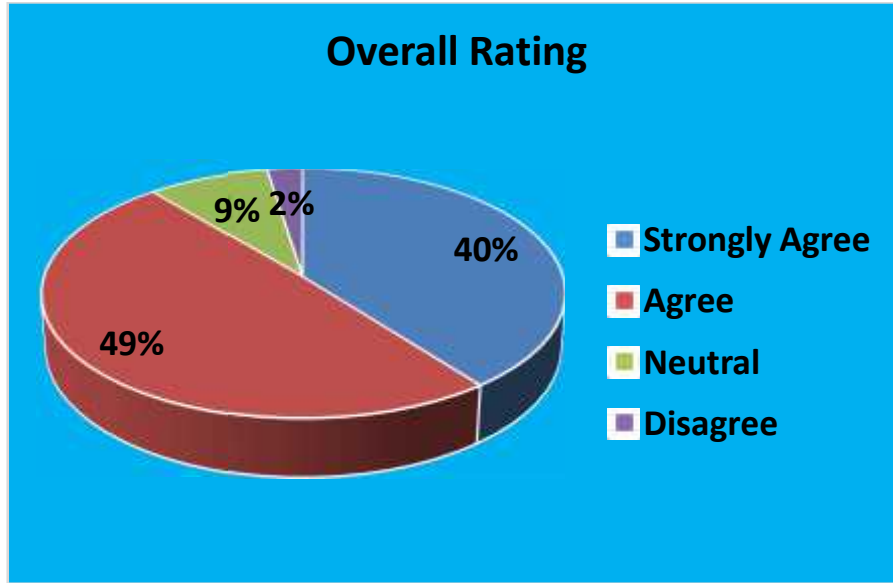
S.No.	Factor	Strongly Agree		Agree		Neutral		Disagree		Total	Remarks
		No. Of Stu	%	No. Of Stu	%	No. Of Stu	%	No. Of Stu	%		
1	Syllabus is Challenging	19	27.54	48	69.57	2	2.90	0	0.0	69	(b)
2	Your previous knowledge for understanding the course is sufficient	32	46.38	35	50.72	2	2.90	0	0.0	69	(b)
3	Representation from business and industry in Boards of studies is helpful in Designing and improving the courses?	31	44.93	37	53.62	1	1.45	0	0.0	69	(b)
4	Course is revised from time to time	12	17.39	53	76.81	4	5.80	0	0.0	69	(b)
5	Conceptual understanding of the course is easy	31	44.93	35	50.72	3	4.35	0	0.0	69	(b)
6	Overall rating of the course is Excellent	43	62.32	24	34.78	2	2.90	0	0.0	69	(a)
7	The course syllabus is application oriented?	23	33.33	46	66.67	0	0.00	0	0.0	69	(b)
8	The course outcomes meeting Local /Regional/ Global needs	18	26.09	48	69.57	3	4.35	0	0.0	69	(b)
9	Any other expectations from the curriculum?	Satisfied with the Syllabi and 20% suggested revision of Syllabus									



Alumni Feedback on Curriculum for Design & Review of Syllabus

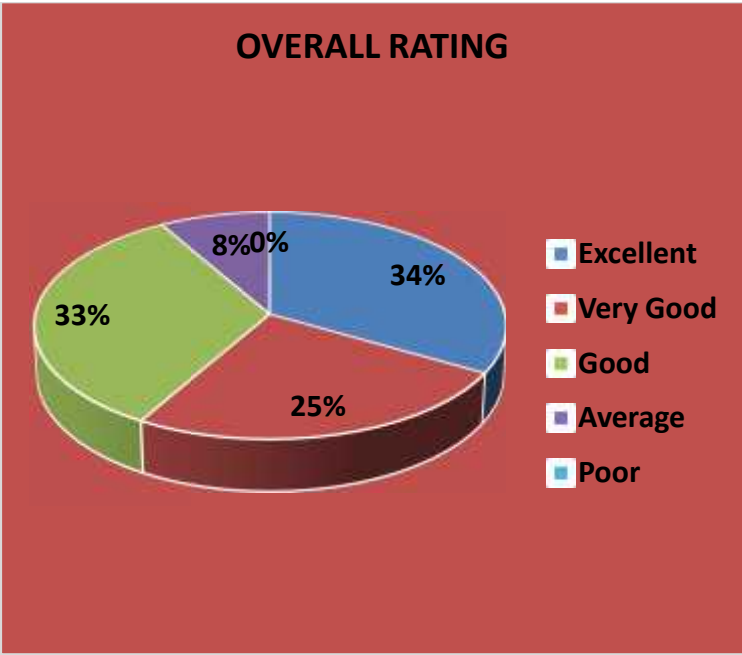
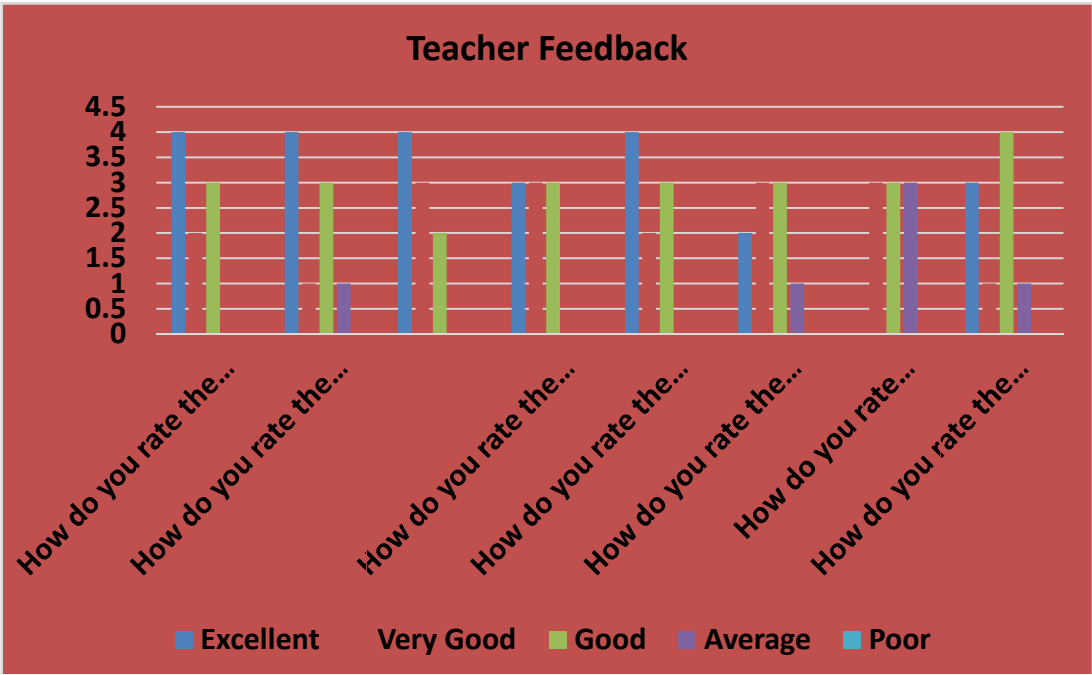
S.No.	Factor	Strongly Agree		Agree		Neutral		Disagree		Total	Re ma rks
		(No. of Alum ni)	%	(No. of Alum ni)	%	(No. of Alum ni)	%	(No. of Alum ni)	%		
1	Your career goal is accomplished at the end of the course	25	48	21	40	4	8	2	4	52	(a)
2	Curriculum meets prerequisite and basic knowledge required for the career.	20	38	27	52	4	8	1	2	52	(b)
3	Representation from business and industry in Boards of studies is helpful in Designing and improving the courses?	18	35	26	50	7	13	1	2	52	(b)
4	Adequate number of Guest lecture/ Seminars were conducted to enrich the curriculum	19	37	28	54	4	8	1	2	52	(b)
5	Design of the courses (subjects) encourages /motivates extra learning or self learning.	20	38	27	52	3	6	2	4	52	(b)
6	Overall rating of the course is Excellent	25	48	23	44	3	6	1	2	52	(a)
7	The course outcomes meeting Local /Regional/ Global needs/	17	33	28	54	6	12	1	2	52	(b)
8	Any other expectations from the curriculum?	Satisfied with the Syllabi and 20% suggested revision of Syllabus									





Teacher Feedback on Curriculum for Design & Review of Syllabus

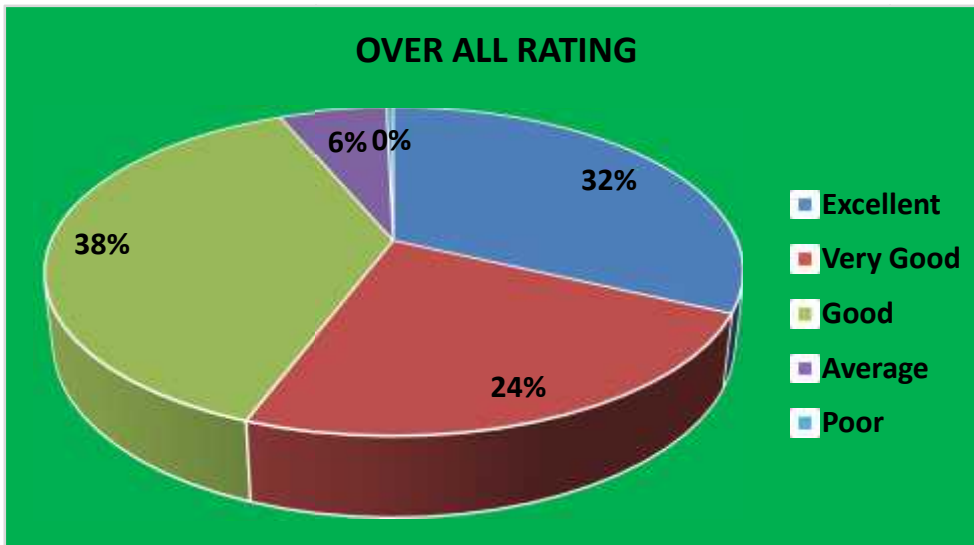
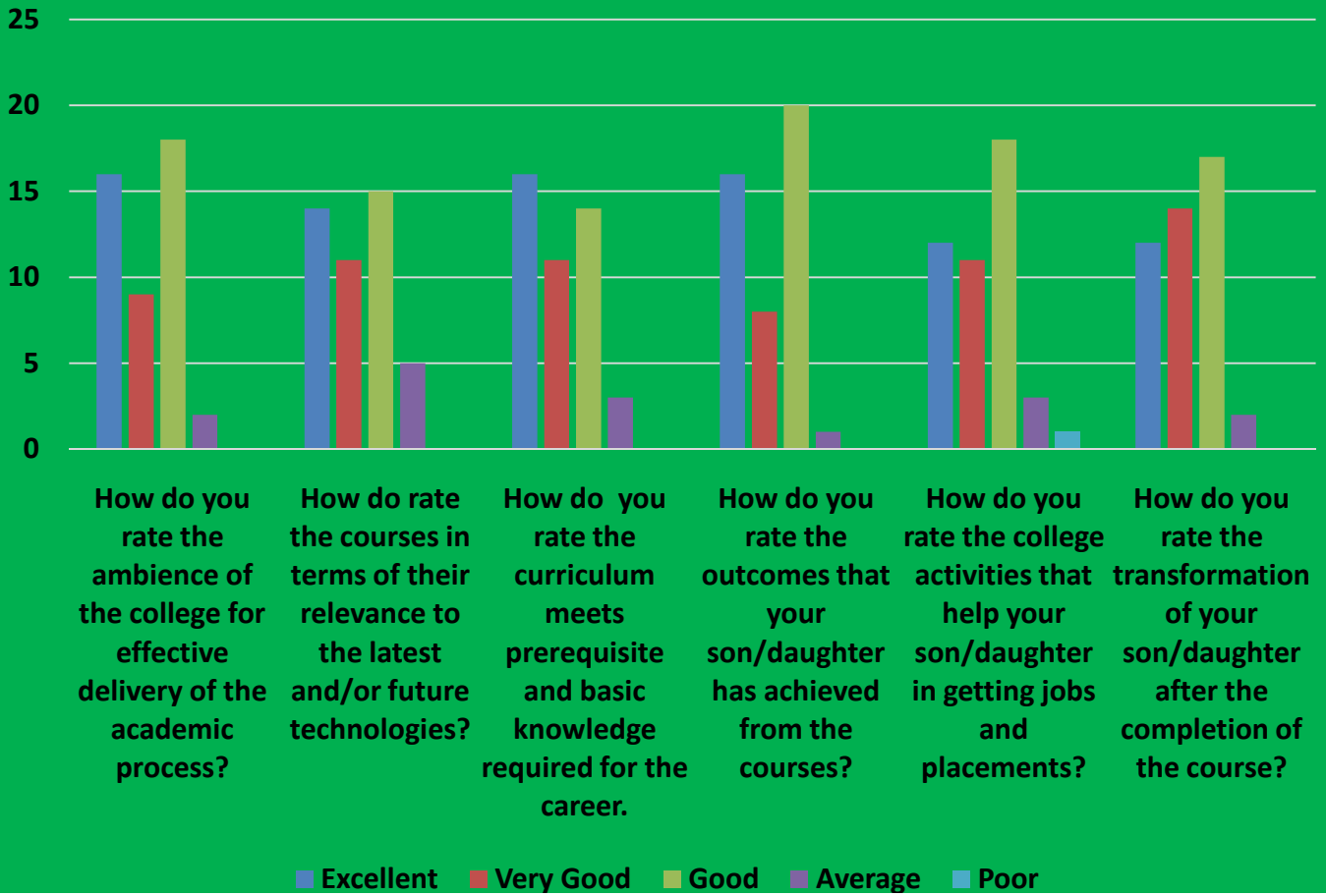
S.No.	Factor	Excellent		Very Good		Good		Average		Total	Remarks
		(No. of Teachers)	%	(No. of Teachers)	%	(No. of Teachers)	%	(No. of Teachers)	%		
1	How do you rate the suitability of syllabus for both slow and fast learners	4	44	2	22	3	33	0	0	9	(a)
2	How do you rate the availability of standard textbooks for the coverage of the syllabus	4	44	1	11	3	33	1	11	9	(a)
3	How do you rate the curriculum framed for entire programme	4	44	3	33	2	22	0	0	9	(a)
4	How do you rate the appropriateness of the sequence of the courses provided in the curriculum?	3	33	3	33	3	33	0	0	9	(b)
5	How do you rate the distribution of credits to the course ?	4	44	2	22	3	33	0	0	9	(a)
6	How do you rate the potential of the students in understanding the course objectives?	2	22	3	33	3	33	1	11	9	(b)
7	How do you rate syllabus content of the course in terms of burden on the students?	0	0	3	33	3	33	3	33	9	(c)
8	How do you rate the experimental list in stimulating the interest of students in the subjects	3	33	1	11	4	44	1	11	9	(c)
9	Any other expectations from the curriculum?	Satisfied with the Syllabi and 20% suggested revision of Syllabus									



Parent Feedback on Curriculum for Design & Review of Syllabus

S.No.	Factor	Excellent	Very Good	Good	Average	Poor	Total
1	How do you rate the ambience of the college for effective delivery of the academic process?	16	9	18	2	0	45
2	How do rate the courses in terms of their relevance to the latest and/or future technologies?	14	11	15	5	0	45
3	How do you rate the curriculum meets prerequisite and basic knowledge required for the career.	16	11	14	3	0	44
4	How do you rate the outcomes that your son/daughter has achieved from the courses?	16	8	20	1	0	45
5	How do you rate the college activities that help your son/daughter in getting jobs and placements?	12	11	18	3	1	45
6	How do you rate the transformation of your son/daughter after the completion of the course?	12	14	17	2	0	45
8	Any other expectations from the curriculum?	Satisfied with the Syllabi and 20% suggested revision of Syllabus					

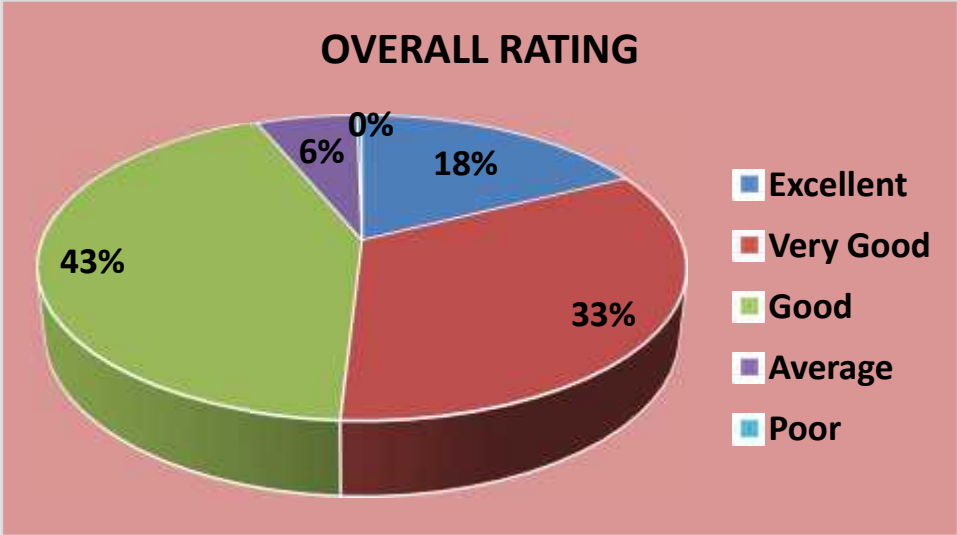
Parent Feedback



Employer Feedback on Curriculum for Design & Review of Syllabus

S.No.	Factor	Excellent	Very Good	Good	Average	Poor	Total
1	How do you rate the sufficiency of syllabus content to bridge the gap between academia and industry	9	17	20	2	0	48
2	How do you rate the skills acquired from the curriculum to face the industry challenges/requirements	11	11	24	2	0	48
3	How do you rate the curriculum in relation to your current professional standards?	8	18	19	3	0	48
4	How do you rate the offering of electives in relation to technology advancements	7	19	20	2	0	48
5	How do you rate the skills acquired from the curriculum to face the industry challenges/requirements?	11	14	19	4	0	48
6	How do you rate the institute's laboratory and equipment adequateness for practical exposure?	6	16	21	5	0	48
7	How do you rate the experimental list in getting ample placements in Industry?	7	17	21	2	1	48
8	Any other expectations from the curriculum?	Satisfied with the Syllabi and 20% suggested revision of Syllabus					





Signature of the Dept. In-Charge